

IX 700



INCREMENTAL FLAMEPROOF ENCODER


EEx dl / IIC T6 (Tamb 60°C)

IP 66/67 – M/S

Heavy Duty Construction

5000 Pulses/Rev., 300 kHz max.

4,75 – 30 Volts, RS 422 Compatible



APPROVALS/CERTIFICATIONS

Certification Number	DEMKO 02 ATEX 133213X
	EX I/II G D
EN 50014	1197 E incl. A1+A2
EN 50018	2000E
EEx d IIC T6	(Tamb +60°C)
EEx d IIC T4	(Tamb +100°C)
	EEx d I

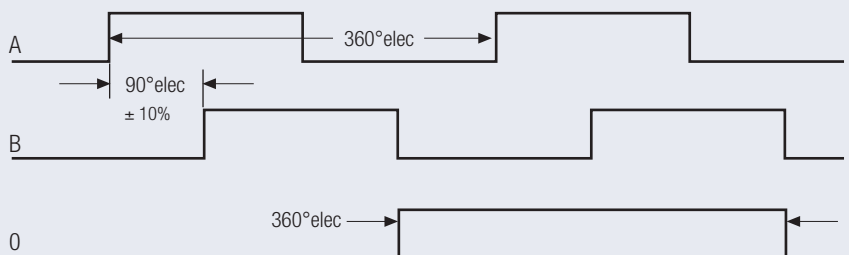
ELECTRICAL SPECIFICATIONS

Supply Voltage	4.75 - 30 V DC
Current Consumption	40 mA (max)
Output Circuit	Push-Pull, RS 422A
Impulse Frequency	300 kHz (max)
Logic Level (high)	Vcc - 0.7 Volt
Logic Level (low)	0.25 Volt (max)
Short Circuit Protection:	100 %
Cable	Mechanically and Chemically Resistant Flame Retardant – Screened

MECHANICAL SPECIFICATIONS

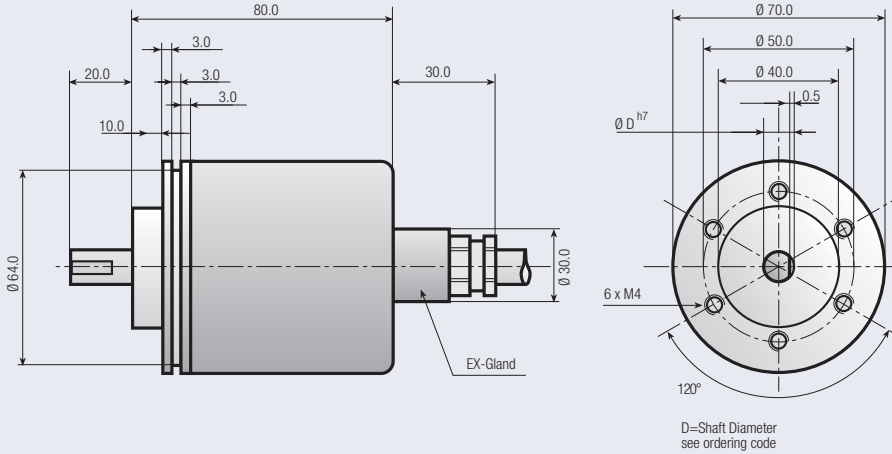
Cover	316 Stainless Steel
Body	316 Stainless Steel
Shaft	316 Stainless Steel
Speed	6000 RPM (max)
Torque	> 0.4 Nm
Loading	Axial 60 N, Radial 50 N
Protection	IP 66/67 – M/S
Temperature	-20°...+70°C (-4°...+158°F)
Weight	(2.866 lb) 1300 g

OUTPUT SIGNALS



A Leads B in the CW Direction (facing shaft)
Complimentary channel also available

Drawing available as:
dxf, iges, step, sld file



ORDERING CODE

IX **700** - -

a b c d e f g h Pulses Per Revolution

- a **Group Function**
IX=Incremental Explosion Proof
- b **Basic Series Number**
700
- c **Shaft Size D**
10=10 mm 12=12 mm
- d **Mechanical Options**
0=None

- e **Connector Type**
0=2 mtr. (6 ft.) Cable
- f **Connector Location**
A=Axial
- g **Output Signals**
3=A+B+0
6=A+B+0+Compliments
- h **Output Circuit Type**
3=Push Pull 4.75 to 30 VDC

Note: Special functions and designs will be designated by a 4 digit code at the end of the part number. Consult factory for further details

CONNECTIONS

Function	Cable Number Code
0 Volt	#1
+ Volt	#2
A	#3
B	#4
0	#5
\bar{A}	#6
\bar{B}	#7
$\bar{0}$	#8